

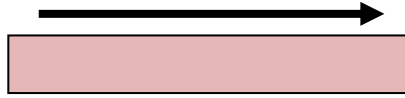
# Directions

(N.B. : You can use **GO** or **WALK** or **DRIVE...**)

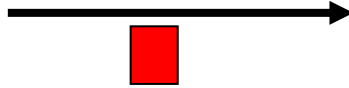
Go **straight on**  
Go **straight ahead**



Go **along**



Go **past**



Go **over** (the river)



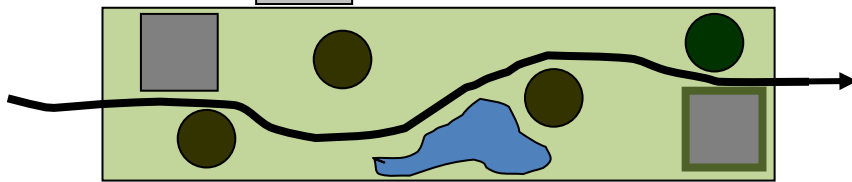
Go **under** (the bridge)



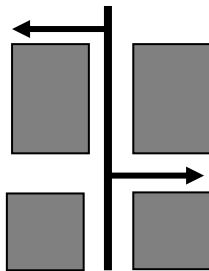
Go **across**



Go **through**

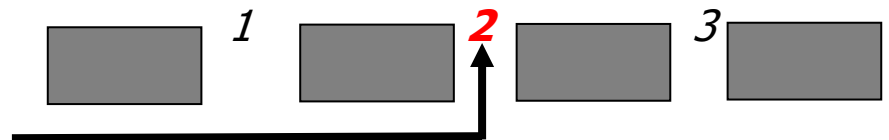


Turn **left**

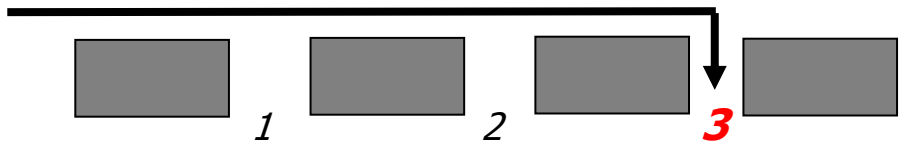


Turn **right**

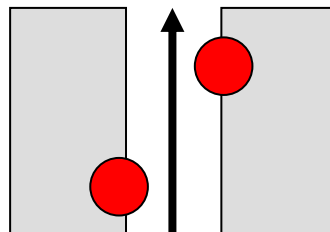
Take the **second left**  
/ Turn **second left**



Take the **third right**  
/ Turn **third right**



It's **on the right** / righthand



It's **on the left** / lefthand

